


İlkokul



MATEMATİK

MATHEMATICS

KARENİN VE DİKDÖRTGENİN ÇEVRE UZUNLUKLARI

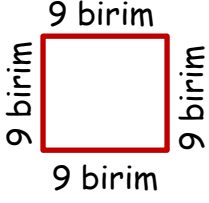


KARENİN VE DİKDÖRTGENİN ÇEVRE UZUNLUKLARI

KARENİN ÇEVRESİ:

Karenin çevresini bulmak için dört kenarının uzunlukları toplanır veya bir kenar uzunluğu dört ile çarpılır.

Örnek:



$$\text{Çevre} = 9 + 9 + 9 + 9 = 36 \text{ birim}$$

$$\text{Çevre} = 9 \times 4 = 36 \text{ birim}$$



ETKİNLİK 1:

Aşağıda verilen karelerin çevrelerini birim şeklinde bulunuz.

8 birim



$$\text{Çevre} = \dots\dots\dots = \dots\dots \text{ birim}$$

$$\text{Çevre} = \dots\dots\dots = \dots\dots \text{ birim}$$

13 birim



$$\text{Çevre} = \dots\dots\dots = \dots\dots \text{ birim}$$

$$\text{Çevre} = \dots\dots\dots = \dots\dots \text{ birim}$$

27 birim



$$\text{Çevre} = \dots\dots\dots = \dots\dots \text{ birim}$$

$$\text{Çevre} = \dots\dots\dots = \dots\dots \text{ birim}$$

34 birim



$$\text{Çevre} = \dots\dots\dots = \dots\dots \text{ birim}$$

$$\text{Çevre} = \dots\dots\dots = \dots\dots \text{ birim}$$

Müslüm
TEKİN

ETKİNLİK 2:

Aşağıdaki karelerin çevrelerini santimetre (cm) cinsinden bulunuz.

26 cm



$$\text{Çevre} = \dots\dots\dots = \dots\dots \text{ cm}$$

$$\text{Çevre} = \dots\dots\dots = \dots\dots \text{ cm}$$



33 cm



Çevre = = cm

Çevre = = cm

41 cm



Çevre = = cm

Çevre = = cm

56 cm



Çevre = = cm

Çevre = = cm



ETKİNLİK 3:


Aşağıdaki karelerin çevrelerini örnekteki gibi santimetre cinsinden bulunuz.



4 cm

Çevre = $4 \times 3 = 12$ cm


Çevre = $12 \times 4 = 48$ cm



6 cm

Çevre = \times = cm


Çevre = \times = cm



9 cm

Çevre = \times = cm

Çevre = \times = cm



7 cm

Çevre = \times = cm

Çevre = \times = cm

Müslüm
TEKİN



ETKİNLİK 4:

Aşağıda çevre uzunlukları verilen karelerin bir kenar uzunluğunu örnekteki gibi bulunuz.



Çevre = 96 cm

$$96 \div 4 = 24 \text{ cm}$$




Çevre = 152 cm

$$\dots \div \dots = \dots \text{ cm}$$



Çevre = 172

$$\dots \div \dots = \dots \text{ cm}$$



Çevre = 216 cm

$$\dots \div \dots = \dots \text{ cm}$$



Çevre = 276 cm

$$\dots \div \dots = \dots \text{ cm}$$



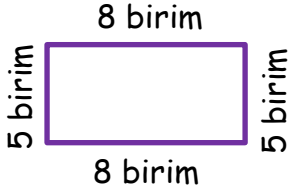
Çevre = 312 cm

$$\dots \div \dots = \dots \text{ cm}$$

DİKDÖRTGENİN ÇEVRESİ:

Dikdörtgenin çevresini bulmak için dört kenar uzunluğu toplanır veya bir uzun kenar ile bir kısa kenar toplanarak iki ile çarpılır.


Örnek:



$$\text{Çevre} = 8 + 5 + 8 + 5 = 26 \text{ birim}$$

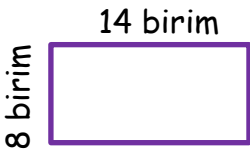
$$\text{Çevre} = 8 + 5 = 13$$

$$13 \times 2 = 26 \text{ birim}$$



ETKİNLİK 5:

Aşağıdaki dikdörtgenlerin çevrelerini birim cinsinden bulunuz.



$$\text{Çevre} = \dots + \dots + \dots + \dots = \dots \text{ birim}$$

$$\text{Çevre} = \dots + \dots = \dots \text{ birim}$$

$$\text{Çevre} = \dots \times \dots = \dots \text{ birim}$$

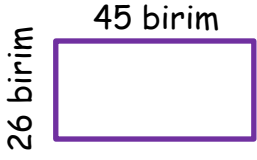


$$\text{Çevre} = \dots + \dots + \dots + \dots = \dots \text{ birim}$$

$$\text{Çevre} = \dots + \dots = \dots \text{ birim}$$

$$\text{Çevre} = \dots \times \dots = \dots \text{ birim}$$

Müslüm
TEKİN



$$\text{Çevre} = \dots + \dots + \dots + \dots = \dots \text{ birim}$$

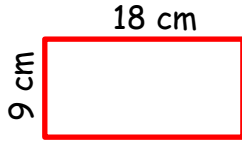
$$\text{Çevre} = \dots + \dots = \dots \text{ birim}$$

$$\text{Çevre} = \dots \times \dots = \dots \text{ birim}$$



ETKİNLİK 6:

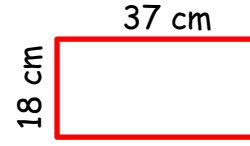
Aşağıdaki dikdörtgenlerin çevrelerini örnekteki gibi santimetre (cm) cinsinden bulunuz.



$$\text{Çevre} = 18 + 9 + 18 + 9 = 54 \text{ birim}$$

$$\text{Çevre} = 18 + 9 = 27$$

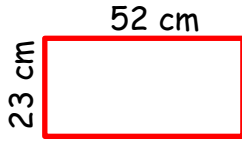
$$\text{Çevre} = 27 \times 2 = 54 \text{ birim}$$



$$\text{Çevre} = \dots + \dots + \dots + \dots = \dots \text{ birim}$$

$$\text{Çevre} = \dots + \dots = \dots$$

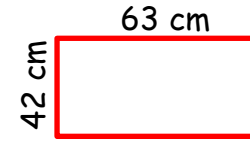
$$\text{Çevre} = \dots \times \dots = \dots \text{ birim}$$



$$\text{Çevre} = \dots + \dots + \dots + \dots = \dots \text{ birim}$$

$$\text{Çevre} = \dots + \dots = \dots$$

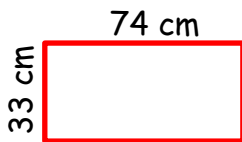
$$\text{Çevre} = \dots \times \dots = \dots \text{ birim}$$



$$\text{Çevre} = \dots + \dots + \dots + \dots = \dots \text{ birim}$$

$$\text{Çevre} = \dots + \dots = \dots$$

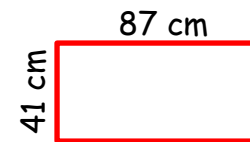
$$\text{Çevre} = \dots \times \dots = \dots \text{ birim}$$



$$\text{Çevre} = \dots + \dots + \dots + \dots = \dots \text{ birim}$$

$$\text{Çevre} = \dots + \dots = \dots$$

$$\text{Çevre} = \dots \times \dots = \dots \text{ birim}$$



$$\text{Çevre} = \dots + \dots + \dots + \dots = \dots \text{ birim}$$

$$\text{Çevre} = \dots + \dots = \dots$$


$$\text{Çevre} = \dots \times \dots = \dots \text{ birim}$$

Müslüm
TEKİN

ETKİNLİK 7:

Aşağıdaki dikdörtgenlerin çevrelerini örnekteki gibi santimetre (cm) cinsinden bulalım.

$2 \times 4 = 8$
 $4 \times 4 = 16$ cm
4 cm




Çevre = $16 + 8 + 16 + 8 = 48$ cm

Çevre = $16 + 8 = 24$ cm

Çevre = $24 \times 2 = 48$ cm



..... x = cm
..... x = cm
..... x = cm




Çevre = + + + = cm

Çevre = + = cm

Çevre = x = cm

..... x = cm
..... x = cm
..... x = cm




Çevre = + + + = cm

Çevre = + = cm

Çevre = x = cm

..... x = cm
..... x = cm
..... x = cm



Çevre = + + + = cm

Çevre = + = cm

Çevre = x = cm

Müşlüm
TEKİN



ETKİNLİK 8:

Aşağıda çevre uzunlukları verilen dikdörtgenlerin bir kenar uzunluğunu örnekteki gibi bulunuz.

11 cm




Çevre = 74 cm

$11 + 11 = 22$ cm

$74 - 22 = 52$ cm

$52 \div 2 = 26$ cm

23 cm



Çevre = 118 cm

..... + = cm

..... - = cm

..... \div = cm



Çevre = 54 cm

$$\dots + \dots = \dots \text{ cm}$$

$$\dots - \dots = \dots \text{ cm}$$

$$\dots \div \dots = \dots \text{ cm}$$



Çevre = 150 cm

$$\dots + \dots = \dots \text{ cm}$$

$$\dots - \dots = \dots \text{ cm}$$

$$\dots \div \dots = \dots \text{ cm}$$



Çevre = 90 cm

$$\dots + \dots = \dots \text{ cm}$$

$$\dots - \dots = \dots \text{ cm}$$

$$\dots \div \dots = \dots \text{ cm}$$



Çevre = 212 cm

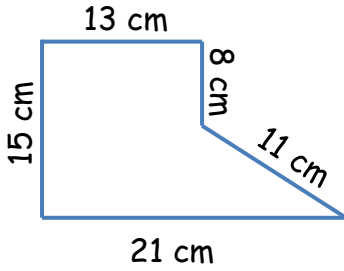
$$\dots + \dots = \dots \text{ cm}$$

$$\dots - \dots = \dots \text{ cm}$$

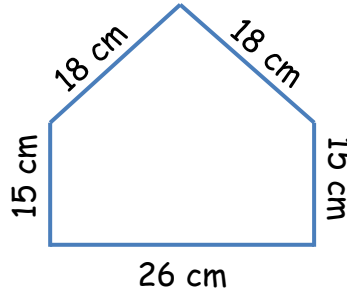
$$\dots \div \dots = \dots \text{ cm}$$

ETKİNLİK 9:

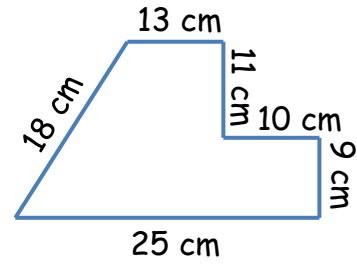
Aşağıdaki düzlemsel şekillerin çevre uzunluklarını hesaplayınız.



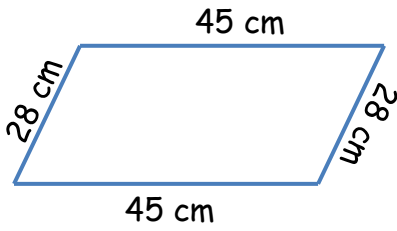
Çevre:.....



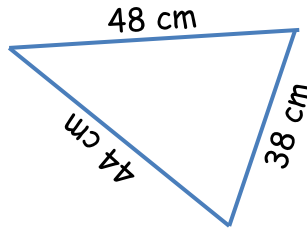
Çevre:.....



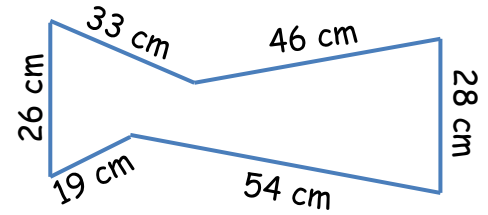
Çevre:.....




Çevre:.....



Çevre:.....



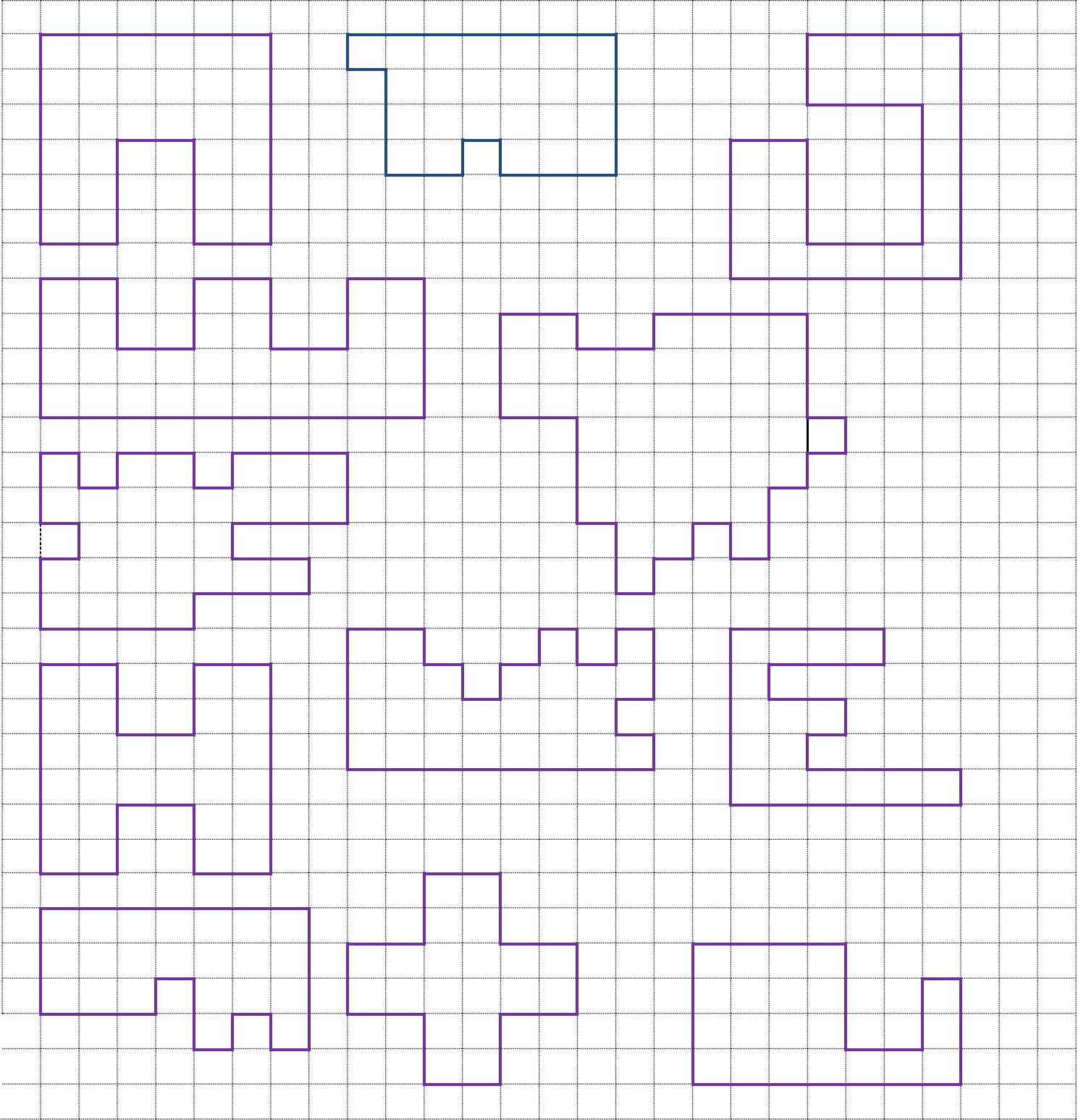
Çevre:.....



Müslüm
TEKİN

ETKİNLİK 10:

Aşağıdaki şekillerin çevre uzunluklarını hesaplayınız ve eşit olanları aynı renge boyayınız.



Müslüm
TEKİN



ETKİNLİK 1:

Aşağıda verilen karelerin çevrelerini birim şeklinde bulunuz.

8 birim



$$\text{Çevre} = 8 + 8 + 8 + 8 = 32 \text{ birim}$$

$$\text{Çevre} = 8 \times 4 = 32 \text{ birim}$$

13 birim



$$\text{Çevre} = 13 + 13 + 13 + 13 = 52 \text{ birim}$$

$$\text{Çevre} = 13 \times 4 = 52 \text{ birim}$$

27 birim



$$\text{Çevre} = 27 + 27 + 27 + 27 = 108 \text{ birim}$$

$$\text{Çevre} = 27 \times 4 = 108 \text{ birim}$$

34 birim



$$\text{Çevre} = 34 + 34 + 34 + 34 = 136 \text{ birim}$$

$$\text{Çevre} = 34 \times 4 = 136 \text{ birim}$$

ETKİNLİK 2:

Aşağıdaki karelerin çevrelerini santimetre (cm) cinsinden bulunuz.

26 cm



$$\text{Çevre} = 26 + 26 + 26 + 26 = 104 \text{ cm}$$

$$\text{Çevre} = 26 \times 4 = 104 \text{ cm}$$

33 cm



$$\text{Çevre} = 33 + 33 + 33 + 33 = 132 \text{ cm}$$

$$\text{Çevre} = 33 \times 4 = 132 \text{ cm}$$

41 cm



$$\text{Çevre} = 41 + 41 + 41 + 41 = 164 \text{ cm}$$

$$\text{Çevre} = 41 \times 4 = 164 \text{ cm}$$

56 cm



$$\text{Çevre} = 56 + 56 + 56 + 56 = 224 \text{ cm}$$

$$\text{Çevre} = 56 \times 4 = 224 \text{ cm}$$

ETKİNLİK 3:

Aşağıdaki karelerin çevrelerini örnekteki gibi santimetre cinsinden bulunuz.




4 cm



$$\text{Çevre} = 4 \times 3 = 12 \text{ cm}$$

$$\text{Çevre} = 12 \times 4 = 48 \text{ cm}$$




6 cm



$$\text{Çevre} = 6 \times 4 = 24 \text{ cm}$$

$$\text{Çevre} = 24 \times 4 = 96 \text{ cm}$$




9 cm



$$\text{Çevre} = 9 \times 5 = 45 \text{ cm}$$

$$\text{Çevre} = 45 \times 4 = 180 \text{ cm}$$



7 cm



$$\text{Çevre} = 7 \times 6 = 42 \text{ cm}$$

$$\text{Çevre} = 42 \times 4 = 168 \text{ cm}$$

ETKİNLİK 4:

Aşağıda çevre uzunlukları verilen karelerin bir kenar uzunluğunu örnekteki gibi bulunuz.



$$\text{Çevre} = 96 \text{ cm}$$

$$96 \div 4 = 24 \text{ cm}$$



$$\text{Çevre} = 152 \text{ cm}$$

$$152 \div 4 = 38 \text{ cm}$$



$$\text{Çevre} = 172$$

$$172 \div 4 = 43 \text{ cm}$$



Çevre = 216 cm

$$216 \div 4 = 54 \text{ cm}$$



Çevre = 276 cm

$$276 \div 4 = 69 \text{ cm}$$




Çevre = 312 cm

$$312 \div 4 = 78 \text{ cm}$$

ETKİNLİK 5:


Aşağıdaki dikdörtgenlerin çevrelerini birim cinsinden bulunuz.



$$\text{Çevre} = 14 + 8 + 14 + 8 = 44 \text{ birim}$$

$$\text{Çevre} = 14 + 8 = 22 \text{ birim}$$

$$\text{Çevre} = 22 \times 2 = 44 \text{ birim}$$



$$\text{Çevre} = 28 + 12 + 28 + 12 = 80 \text{ birim}$$

$$\text{Çevre} = 28 + 12 = 40 \text{ birim}$$

$$\text{Çevre} = 40 \times 2 = 80 \text{ birim}$$



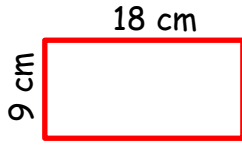
$$\text{Çevre} = 45 + 26 + 45 + 26 = 142 \text{ birim}$$

$$\text{Çevre} = 45 + 26 = 71 \text{ birim}$$

$$\text{Çevre} = 71 \times 2 = 142 \text{ birim}$$

ETKİNLİK 6:

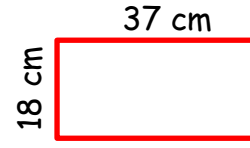
Aşağıdaki dikdörtgenlerin çevrelerini örnekteki gibi santimetre (cm) cinsinden bulunuz.



$$\text{Çevre} = 18 + 9 + 18 + 9 = 54 \text{ birim}$$

$$\text{Çevre} = 18 + 9 = 27$$

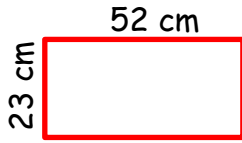
$$\text{Çevre} = 27 \times 2 = 54 \text{ birim}$$



$$\text{Çevre} = 37 + 18 + 37 + 18 = 110 \text{ birim}$$

$$\text{Çevre} = 37 + 18 = 55$$

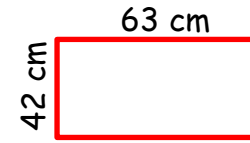
$$\text{Çevre} = 55 \times 2 = 110 \text{ birim}$$



$$\text{Çevre} = 52 + 23 + 52 + 23 = 150 \text{ birim}$$

$$\text{Çevre} = 52 + 23 = 75$$

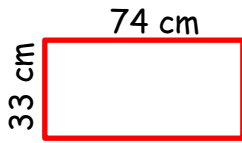
$$\text{Çevre} = 75 \times 2 = 150 \text{ birim}$$



$$\text{Çevre} = 63 + 42 + 63 + 42 = 210 \text{ birim}$$

$$\text{Çevre} = 63 + 42 = 105$$

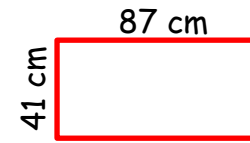
$$\text{Çevre} = 105 \times 2 = 210 \text{ birim}$$



$$\text{Çevre} = 74 + 33 + 74 + 33 = 214 \text{ birim}$$

$$\text{Çevre} = 74 + 33 = 107$$

$$\text{Çevre} = 107 \times 2 = 214 \text{ birim}$$



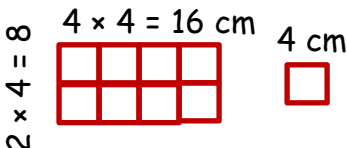
$$\text{Çevre} = 87 + 41 + 87 + 41 = 256 \text{ birim}$$

$$\text{Çevre} = 87 + 41 = 128$$

$$\text{Çevre} = 128 \times 2 = 256 \text{ birim}$$

ETKİNLİK 7:

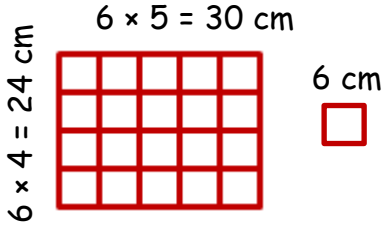
Aşağıdaki dikdörtgenlerin çevrelerini örnekteki gibi santimetre (cm) cinsinden bulalım.



$$\text{Çevre} = 16 + 8 + 16 + 8 = 48 \text{ cm}$$

$$\text{Çevre} = 16 + 8 = 24 \text{ cm}$$

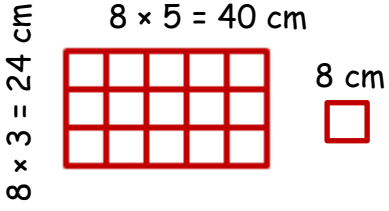
$$\text{Çevre} = 24 \times 2 = 48 \text{ cm}$$



$$\text{Çevre} = 30 + 24 + 30 + 24 = 108 \text{ cm}$$

$$\text{Çevre} = 30 + 24 = 54 \text{ cm}$$

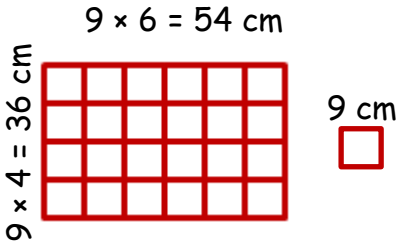
$$\text{Çevre} = 54 \times 2 = 108 \text{ cm}$$



$$\text{Çevre} = 40 + 24 + 40 + 24 = 128 \text{ cm}$$

$$\text{Çevre} = 40 + 24 = 64 \text{ cm}$$

$$\text{Çevre} = 64 \times 2 = 128 \text{ cm}$$



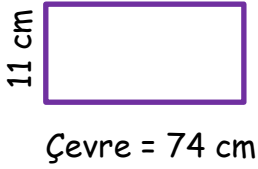
$$\text{Çevre} = 54 + 36 + 54 + 36 = 180 \text{ cm}$$

$$\text{Çevre} = 54 + 36 = 90 \text{ cm}$$

$$\text{Çevre} = 90 \times 2 = 180 \text{ cm}$$

ETKİNLİK 8:

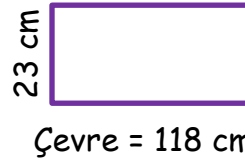
Aşağıda çevre uzunlukları verilen dikdörtgenlerin bir kenar uzunluğunu örnekteki gibi bulunuz.



$$11 + 11 = 22 \text{ cm}$$

$$74 - 22 = 52 \text{ cm}$$

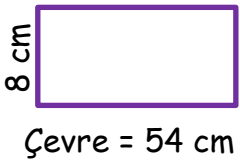
$$52 \div 2 = 26 \text{ cm}$$



$$23 + 23 = 46 \text{ cm}$$

$$118 - 46 = 72 \text{ cm}$$

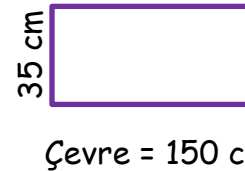
$$72 \div 2 = 36 \text{ cm}$$



$$8 + 8 = 16 \text{ cm}$$

$$54 - 16 = 38 \text{ cm}$$

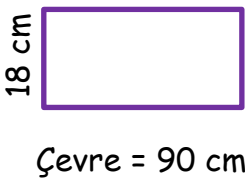
$$38 \div 2 = 19 \text{ cm}$$



$$35 + 35 = 70 \text{ cm}$$

$$150 - 70 = 80 \text{ cm}$$

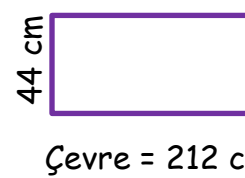
$$80 \div 2 = 40 \text{ cm}$$



$$18 + 18 = 36 \text{ cm}$$

$$90 - 36 = 54 \text{ cm}$$

$$54 \div 2 = 27 \text{ cm}$$



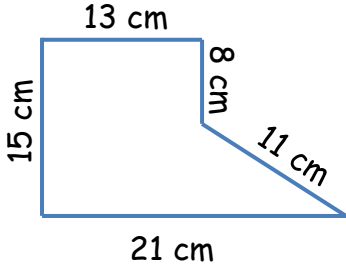
$$44 + 44 = 88 \text{ cm}$$

$$212 - 88 = 124 \text{ cm}$$

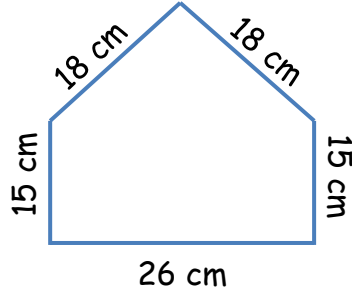
$$124 \div 2 = 62 \text{ cm}$$

ETKİNLİK 9:

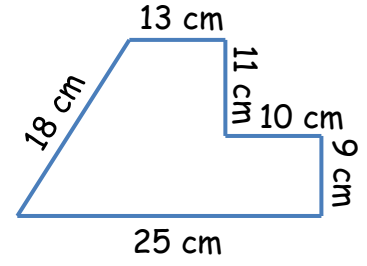
Aşağıdaki düzlemsel şekillerin çevre uzunluklarını hesaplayınız.



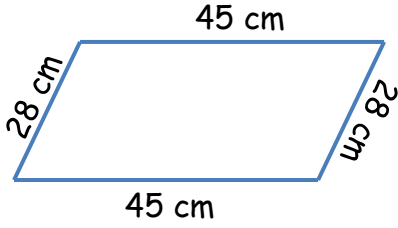
Çevre: $13+8+11+21+15 = 68$ cm



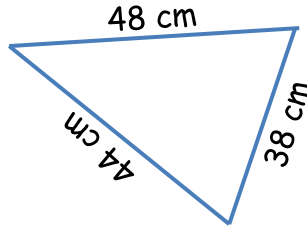
Çevre: $18+15+26+15+18 = 92$ cm



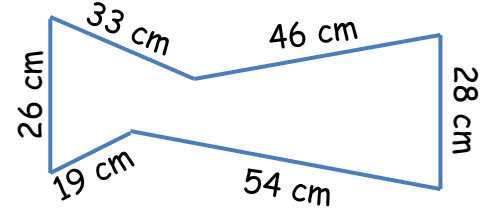
Çevre: $13+11+10+9+25+18 = 86$ cm



Çevre: $45 + 28 + 45 + 28 = 146$ cm



Çevre: $48 + 38 + 44 = 130$ cm



Çevre: $33+46+28+54+19+26 = 206$ cm

ETKİNLİK 10:

Aşağıdaki şekillerin çevre uzunluklarını hesaplayınız ve eşit olanları aynı renge boyayınız.

