


İ SESİ
YAZMA



 Aşağıdaki “i” seslerini yazılış yönlerine uygun olarak boyayınız.

o i	o i	o i
o i	o i	o i
o i	o i	o i

 Aşağıdaki “i” seslerini yazılış yönlerine uygun olarak üzerinden gidiniz.


⋮	⋮	⋮
⋮	⋮	⋮
⋮	⋮	⋮

A black and white line drawing of a fire truck and a firefighter. The fire truck is on the right, with a firefighter visible in the driver's seat. On the left, a firefighter in full gear, including a helmet and a jacket with 'FIRE' written on the back, stands facing forward.

A diagram illustrating a horizontal line with five vertical dashed lines extending downwards from it. The area below the horizontal line is shaded yellow.

İ SESİ
YAZMA




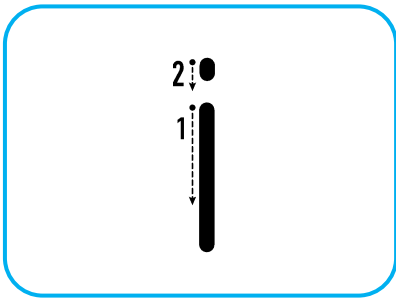
 Aşağıdaki “İ” seslerini yazılış yönlerine uygun olarak boyayınız.

İ	İ	İ
İ	İ	İ
İ	İ	İ


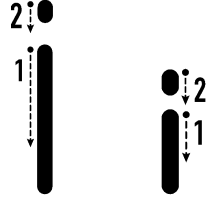
 Aşağıdaki “İ” seslerini yazılış yönlerine uygun olarak üzerinden gidiniz.

İ	İ	İ
İ	İ	İ
İ	İ	İ

i SESİ
YAZMA



İ SESİ YAZMA



Aşağıdaki “İ” seslerinin üzerinden gidiniz daha sonra kendiniz yazınız

Handwriting practice lines for the letter 'İ'. Each line consists of a blue border, a dashed line, and a yellow shaded area. The lines are arranged in a grid, with the first row containing 10 dashed 'İ' characters for tracing, and the subsequent rows containing dashed lines for independent practice.

